


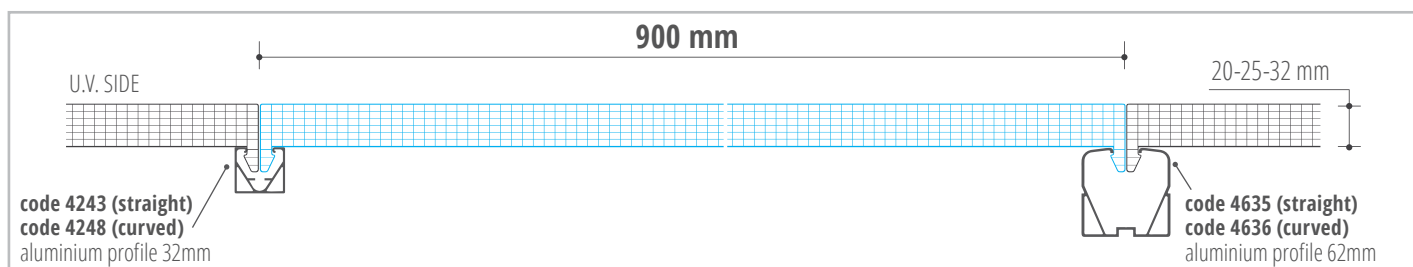

arcoPlus[®]
SERIE 900

thickness 20-25-32 mm



dott.gallina
Polycarbonate

MODULAR SYSTEM OF UV PROTECTED MULTIWALL POLYCARBONATE FOR TRANSLUCENT CURTAIN WALLS AND ROOFINGS



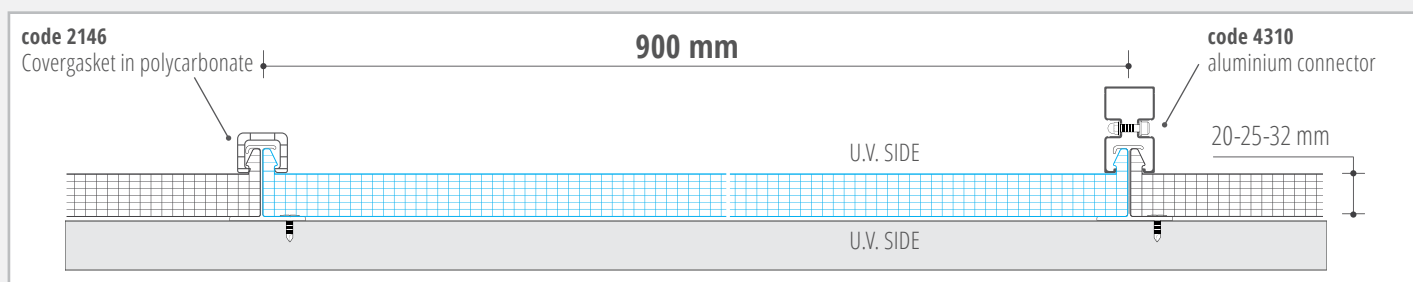

ADVANTAGES

- ❖ Easy and low-cost installation
- ❖ Light transmission
- ❖ Resistance to U.V. rays and to hail
- ❖ Heat insulation
- ❖ Self-supporting

DESCRIPTION

arcoPlus®9207-9257-9327 are three modular systems consisting of co-extruded 7 walls polycarbonate panels with thicknesses of 20-25 or 32mm with 900mm module, assembled using a click-on system to aluminium profiles. Used for vertical glazing, flat roofing (min. slope 5%) and curved roofing (minimum radius 4,0m with 20mm thickness).

MODULAR SYSTEM REVERSO OF BI-PROTECTED MULTIWALL POLYCARBONATE FOR TRANSLUCENT ROOFING APPLICATIONS



ADVANTAGES

- ❖ Easy and low-cost installation
- ❖ Light transmission
- ❖ Resistance to U.V. rays and to hail
- ❖ Heat insulation
- ❖ Bendability R.min = 4,0m

DESCRIPTION

arcoPlus®9207-9257-9327 reverso are three modular systems consisting of co-extruded 7 walls polycarbonate panels with thicknesses of 20-25 or 32mm with 900mm module. These are fixed to the existing structure using specific anchor brackets. The panels are joined together by a protected polycarbonate cover plate assembled using a click-on system, or by an aluminium connector, for a perfectly watertight seal.

EASY AND LOW-COST INSTALLATION

The 7 walls design with snap-on connection to open joint tubes gives the panel remarkable flexural strength.


It is suitable for vertical curtain walls and large areas of self-supporting roofing without the use of section-breaker profiles.

The snap-on connection and complete range of accessories and aluminium perimeter profiles combine to guarantee a perfectly watertight seal and considerable wind load resistance.

CURTAIN WALLS AND ROOFINGS



Code 4243 (straight)
Code 4248 (curved)
**ALUMINIUM
PROFILE 32mm**



Code 4635 (straight)
**ALUMINIUM
PROFILE 62mm**

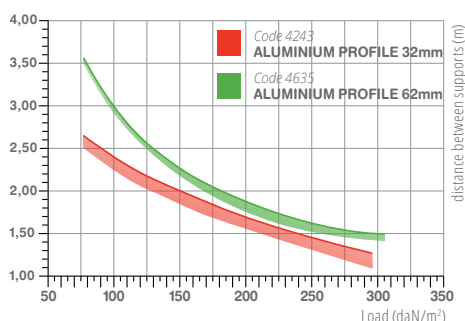


Code 4636 (curved)
**ALUMINIUM
PROFILE 62mm**

STRAIGHT SYSTEM LOAD RESISTANCE

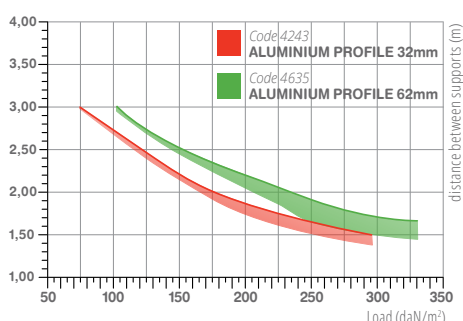
Maximum loads on two supports

Values below refer to product installed according to the Technical Handbook Recommendation



Maximum loads on more supports

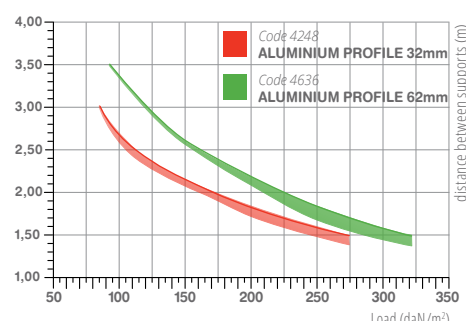
Values below refer to product installed according to the Technical Handbook Recommendation



CURVED SYSTEM LOAD RESISTANCE

Maximum loads on two supports R.4.000mm*

Values below refer to product installed according to the Technical Handbook Recommendation



*Only for th.20mm. For higher thickness refer to the straight system

EASY AND LOW-COST INSTALLATION

To ensure compliance with snow load and negative wind load resistance requirements, anchor brackets should be fitted for each purlin.


The polycarbonate panels are fastened to the underlying structure using specific brackets, which must be anchored to the purlins using suitable self-drilling/self-tapping screws

(on metal structures) and tap bolts (for wooden structures). These screws and bolts are not supplied. Different connector profiles can be used, depending on the required load specifications.

ROOFING APPLICATIONS



Code 2146
COVERGASKET IN PC

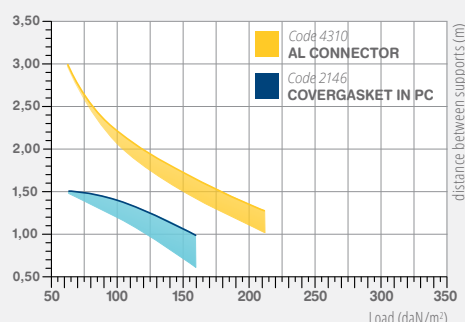


Code 4310
AL CONNECTOR

FLAT SYSTEM LOAD RESISTANCE

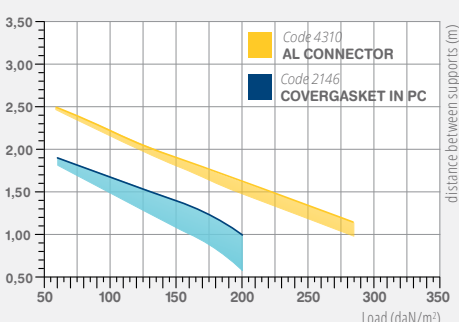
Maximum loads on two supports

Values below refer to product installed according to the Technical Handbook Recommendation



Maximum loads on more supports

Values below refer to product installed according to the Technical Handbook Recommendation



arecPlus®
SERIE 900
9327 th.32mm
9257 th.25mm
9207 th.20mm

NOTE

The capacity curves show the minimum and maximum value according to the type of coupling used. This data refers to the value of the load resistance for the various thicknesses.

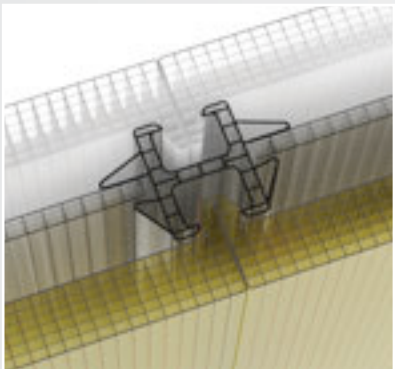
— th.32mm
— th.20mm
— th.32mm
— th.20mm

ACCESSORIES

The arcoPlus® system includes a complete range of accessories to facilitate installation.

The air cells of the panels must be sealed using a specific polycarbonate profile or vented aluminium breather tape. This allows correct ventilation and prevents soiling on the inside.

For applications where it's necessary to have the maximum thermal insulation, we provide the special "Double connector" fixing system.



DETAIL DOUBLE CONNECTOR
Detail of the interlocking system with the Double Connector

FIXING, BLOCKOFF, GASKETS

- 

4328 th.20 mm
4710 th.25 mm
4712 th.32 mm
AL plate
- 

4319/200
AL eclipse for connector
- 

4668/900/TR th.20mm
4730/900/TR th.25mm
4732/900/TR th.32mm
Block cover AL Reverso
- 

4678/900/TR th.20mm
4734/900/TR th.25mm
4736/900/TR th.32mm
Block cover AL Reverso
- 

4465 dim. 35x40x875
4476 dim. 70x40x870
Pad PE-LD
- 

4318
Pad PE-LD for connector
- 

4316 écrou M6
4315 vis M6 x 20
Accessories for connector
- 

4327
Additional tape

ALUMINIUM PROFILES

- 

4243 (STRAIGHT)
4248 (CURVED)
aluminium profile 32mm
- 

4244 (STRAIGHT)
4249 (CURVED)
Gabled AL profile
- 

4635 (STRAIGHT)
4636 (CURVED)
aluminium profile 62mm
- 

4271
Base-side AL profile with frontal opening
- 


4252
Closing support in AL
- 


4588
Corner profile in AL
- 


4589
End profile in AL
- 


4310
Connector AL profile with screw


POLYCARBONATE PROFILES


- 

4303
Covergasket stopper
- 

2146
Covergasket in polycarbonate
- 

2282
Double connector in polycarbonate
- 

2179 th.20 mm
2714 th.25 mm
2710 th.32 mm
Start profile in polycarbonate
- 



2180 th.20 mm
2716 th.25 mm
2712 th.32 mm
End profile in polycarbonate
- 

2550
Corner profile in polycarbonate



TECHNICAL FEATURES

| | 9207 | 9257 | 9327 |
|-----------------------------------|-------------------|------|------|
| Thickness (mm) | 20 | 25 | 32 |
| Structure (walls) | 7 | 7 | 7 |
| Effective modular width (mm) | 900 ± 1 | | |
| Thermal insulation (W/m²K) | 1,7 | 1,4 | 1,3 |
| Acoustic insulation (dB) | 20 | 20 | 21 |
| Linear thermal expansion (mm/m°C) | 0,065 | | |
| Temperature range (°C) | -40 +120 | | |
| U.V. rays protection | Coextrusion | | |
| Fire reaction EN 13501-1 | EuroClass B-s1,d0 | | |



SPECIAL TREATMENT



To meet the requirements of architectural design is born the project Caleido oriented to create panels with customized colors. The arcoPlus® and arcoWall® panels can be produced with an infinite range of nuances, leaving the traditional few standard PC colors. Thanks to our production capacity, we can pull out the desired shade from a sample and re-create it in the polycarbonate mass. We produce the creativity shades!



arcoPlus® polycarbonate panels are virtually unbreakable and this property jointed with the insulation value makes them ideal for: façade, translucent window, skylights. If in the location where the polycarbonate panels are installed exists the risk of damage by vandalism as spray paint or kind of surface scratch, the better solution is the “AG-ANTIGRAFF” treatment. It create an anti-graffiti and anti-scratch surface, with a repellent barrier to oils and water prevents the “graffiti” to penetrate deeply into the substrate and will make it easy to remove. At the same time the arcoPlus® surface will be more resistant to the aggression of many chemicals agents.



The arcoPlus® panels can be produced also with different colors on the two sides, this is due to the extrusion of two different masses, one for the inner surface and another for the external one. The particular production's technology allows to manage simultaneously the light transmission and color effect, maximizing the projects visual impact.



The panels spiked with IR treatment can absorb the portion of light corresponding to the infrared spectrum (780-1400nm), blocking solar heat but letting pass the brightness. Using these products, you can reduce up to 25% increase in the internal temperature caused by the greenhouse effect and you can keep the climate comfort.



arcoPlus® panels with AR coating are characterized by a kind of coextrusion on the inner wall which diffuses the sunlight. It reduces the passage of heat but moreover this innovative surface prevents glares or flash, thus improving the environment's visual comfort of the locations they are installed.



Traitement de co-extrusion sur la face externe avec une finition mate anti-reflets.




Colored opaque coextrusion, white or any other color, applied to the inner wall of panels (whose external side can have a different coloration or can be transparent), in order to block the view of any substructures or insulating materials when they are used to realize translucent glazing or façade cladding.



arcoPlus® with UV-TECH treatment is characterized by an extended warranty up to 15 years, due to a protective coextrusion on the external side, thanks to the special UV-absorbers more chemically stable and effective over time.





TRANSLUCENT CURTAIN WALLS AND ROOFING

arcoPlus®9207-9257-9327
are three modular systems consisting
of co-extruded 7 walls polycarbonate panels
with thicknesses of 20-25 or 32mm
with 900mm module
used for vertical glazing, flat and curved roofing



dott.gallina s.r.l.

strada Carignano 104 - 10040 La Loggia (TO) Italia - tel. +39 011 9628177 - fax +39 011 9628361
mail: info@gallina.it - web: www.gallina.it